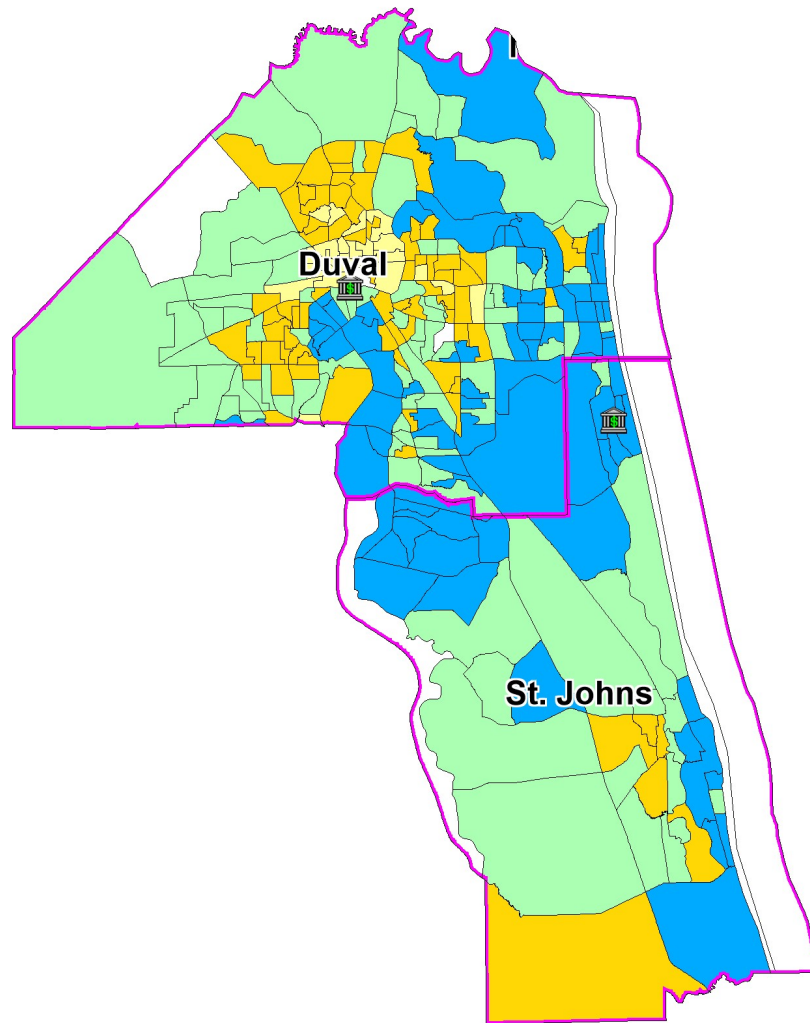



Jacksonville, FL Facility Based Assessment Area





 Offices


 County 2020


 State


Income as % of MSA Median
(# of Tracts in Range)

 $\geq 120\%$ (77)

 $80\% < 120\%$ (90)

 $50\% < 80\%$ (75)

 $0.01\% < 50\%$ (22)

 All Others (6)